

[Link to Master Table of Contents](#)

[Link to Section Table of Contents](#)

Air Brake Products

BrakCoil®

Fifth Wheel Slider Coil

1120 Nylon Air Brake Tubing

Air Brake Rubber Hoses

Prestomatic Air Brake Push-In
Fittings


PTC Composite Push-In Air
Brake Fittings

Air Brake – AB Fittings

Air Brake – NTA Fittings
& Valves

Air Brake Adapter Fittings

Air Brake Hose Ends



ENGINEERING YOUR SUCCESS.

Table of Contents








Visual Index	I3
Coiled Air Lines	I7
BrakCoil®	I7
Tractor to trailer coiled nylon air brake assembly.	
Fifth Wheel Slider Coil.....	I7
Coiled tubing used for fifth wheel sliding action.	
Nylon Tubing	I7
1120 Nylon Air Brake Tubing	
Air Brake Rubber Hoses	I8
Series 201, 206 213, 266, 271 and 293 hoses.	
Prestomatic Air Brake Push-In Fittings	I9
Patented design of sizes 1/4" and above meet SAE J2494 and DOT FMVSS 571.106 air brake performance specifications. Stainless Steel tube support in sizes 1/4" and above assures maximum flow and performance requirements of SAE J2494-3. 5/32" size has a brass tube support and meets SAE J2494 and DOT FMVSS 571.106 air brake performance specifications.	
PTC Composite Push-In Air Brake Fittings.....	I12
Complies with the performance requirements of DOT FMVSS 571.106, SAE J1131 and SAE J2494-3. Use with Parker Parflex SAE J844 type A & B nylon tubing. Designed for DOT truck and trailer applications. Working pressure from vacuum to 250 psi. Working temperature from -40°F to +200°F.	
Metric Prestomatic Air Brake Push-In Fittings	I13
Patented design of sizes 6mm and above meet DIN 74324 and DOT FMVSS 571.106 air brake performance specifications SAE J1131 and SAE J2494-3.	
Air Brake – AB Fittings.....	I14
Air Brake – NTA Fittings & Valves	I15
Fittings meet DOT FMVSS 571.106 air brake specifications. Fittings utilize a ribbed sleeve for compression and positive grip. Fittings are pre-applied with thread sealant. Meets functional requirements of the SAE automotive tube fitting standards: SAE J246 and SAE J1131. Electroless nickel plated bodies can be used with bio-diesel.	
Air Brake Hose Reusable Rubber Hose Fittings Fittings that are DOT approved for Air Brake systems	
20, 21 and 22 Series Fittings	Section D
Air Brake Adapter Fittings.....	I17 and Section D
Banjo Bolt	E24
Air Brake Hose Ends	I17
“How to Order” Information	Section I
Chemical Compatibility Guide.....	O10, www.parker.com

Visual Index

Air Brake Tubing and Coils

Coiled Air Lines	BrakCoil® Page 17	Fifth Wheel Slider Coil Page 17	Nylon Tubing	1120 Nylon Air Brake Tubing Page 17
				

Air Brake Rubber Hoses

Air Brake Rubber Hoses	201 Transportation Page 18	206 Transportation Page 18	213 Transportation Page A4	266 Transportation Page A5	271 Transportation Page 18
					
293 Transportation – Air Brake Page 19	611HT Transportation – Page 18				
					

Transportation: Push-to-Connect Fittings

Tube to Male NPT	68PMT Male Connector page 19	169PMT Male Elbow page 110	169PMTR Male Elbow page 110	169PMTL Male Elbow Long page 110	169PMTNS/269PMT Male Elbow Rigid page 110
					
171PMT Run Tee Swivel page 111	171PMTNS Run Tee Rigid page 111	172PMT Branch Tee Swivel page 111	172PMTNS Branch Tee Rigid page 111	179PMT 45° Male Elbow Swivel page 111	179PMTNS 45° Male Elbow Rigid page 111
					
189PMTR Dual Port Elbow Positional page 111	369PTC Male Elbow page 112	368PTC Male Y Connector page 112	371PTC Run Tee page 112	372PTC Branch Tee page 112	379PTC 45° Male Elbow page 113
					
Tube to Female NPT	66PMT Female Connector page 19	170PMT Female Elbow Swivel page 111	170PMTNS Female Elbow Rigid page 111	370PTC Female Elbow page 112	377PTC Female Branch Tee page 113
					

Transportation: Push-to-Connect Fittings (Continued)

Tube to Metric Thread

68PMT-X-M
Male Connector
page 110



169PMTNS-X-M
Male Elbow Rigid
page 110



Tube to Tube

62PMT
Union
page 19



164PMT
Union Tee
page 110



165PMT
Union Elbow
page 110



32PTC
Union
page 112



362PTC
Union Y
page 112



364PTC
Union Tee
page 112



365PTC
Union Elbow
page 112



Bulkhead Union

62PMTBHR
Retaining Ring Bulkhead
page 19



62PMTBH
Bulkhead Union
page 19



66PMTBH
Female Bulkhead Union
page 19



68PMTBH
Male Bulkhead Union
page 110



165PMTBH
Elbow Union Bulkhead
page 110



169PMTBH
Male Elbow Bulkhead
page 110



Plug-ins

37PTCSP
Adapter
page 113



369PTCSP
Male Elbow
page 112



372PTCSP
Branch Tee
page 112



371PTCSP
Run Tee
page 112



Auxiliary Component

ERHD
External Retainer
page 110



ES
External Seal
page 110



639PM/639PMT
Plug
page 111



Metric Tube to Male BSPT

F3PMTB
Male Connector
page 113



C3PMTB
Male Elbow
page 113



Metric Tube to Metric Straight Thread

F8UPMTB
Male Connector
page 113



C8UPMTB
Male Elbow
page 113



S8UPMTB
Branch Tee
page 113



Metric Tube to Metric Tube

HPMTB
Union
page 113



JPMTB
Union Tee
page 113



Metric Tube to NPT

F2PMTB
Male Connector
page 113



C2PMTB
Male Elbow
page 113



Transportation: Compression Style Fittings

Tube to Male NPTF

VS68NTA
Male Connector
page I15



VS176NTA
Adapter
page I15



VS269NTA
Male Elbow
page I16



VS271NTA
Male Run Tee
page I16



VS272NTA
Male Branch Tee
page I16



VS279NTA
45° Male Elbow
page I16



VS68AB
Male Connector
page I15



VS269AB
Male Elbow
page I14



VS271AB
Male Run Tee
page I14



VS272AB
Male Branch Tee
page I14



VS279AB
45° Male Elbow
page I15



Tube to Female NPTF

66NTA
Female Connector
page I15



270NTA
Female Elbow
page I16



66AB
Female Connector
page I14



66PTC
Female Connector
page G9



270AB
Female Elbow
page I14



Tube to Male Pipe

V408NTA
Tube - Pipe
page I16



V410NTA
Tube - Pipe
page I16



Tube to Tube

62NTA
Union
page I15



264NTA
Union Tee
page I15



265NTA
Union Elbow
page I15



62AB
Union
page I14



264AB
Union Tee
page I14



265AB
Union Elbow
page I14



Bulkhead Union

62ANBH
Bulkhead Union
page I14



62NBH
Bulkhead Union
page I14



62NFBH
Bulkhead Union
page I14



66NBH
Bulkhead Union
page I15



62ABH
Bulkhead Union
page I14



Lanyard Valve

LV91
Lanyard Valve
page I15



Auxiliary Component

60NTA
Sleeve
page I16



61NTA
Nut
page I16



63NTA
Tube Support
page I16



60AB
Sleeve
page I15



61AB
Nut
page I15



56RBSG
Spring
page I17



60RB
Sleeve
page I17



61RB
Nut
page I17



61RBSG
Spring Guard Nut
page I17



62RB
Union
page I17



66RBSV
Female Swivel Connector
page I17



Transportation: Compression Style Fittings (Continued)

67RBSG

Air Brake Hose Nut & Attached Spring
[page I17](#)



68RB

Male Connector
[page I17](#)



68RB

Male Connector, Body Only
[page I17](#)



68RBSG

Male Connector with Spring Guard
[page I17](#)



76RB

Adapter
[page I17](#)



Reusable Rubber Hose Fittings

Reusable Rubber Hose Fittings

20 Series Fittings

[See Section D](#)

21 Series Fittings

[See Section D](#)

22 Series Fittings

[See Section D](#)

Air Brake Adapter Fittings and Air Brake Components

Air Brake Adapter Fittings

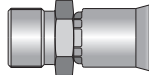
017M

Air Brake Adapter
[page D24](#)



16191N

Compression Air Brake
[Page I17](#)



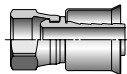
[See Section D for Reusable Air Brake Hose Fittings](#)

[See Section D for Additional Air Brake Adapters](#)

Air Brake Jounce Line

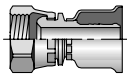
17B25

Swivel
[Page I17](#)



17B26

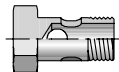
Female - Swivel
[Page I17](#)



Banjo Bolt

AM

Banjo Bolt with DIN Metric Thread
[page D24](#)



SAE Compression

26190

SAE Compression Air Brake
[page I17](#)



60 HAB

SAE Compression Airbrake Sleeve
[page D24](#)



61 HAB

SAE Compression Airbrake Nut
[page D24](#)



Coiled Air Lines

BrakCoil®

SAE J844 and D.O.T. FMVSS 106 Specifications at -70°F to +200°F



Applications: Tractor to trailer

Tube: Coiled Nylon Air Brake Tubing

Temperature Range: -70°F to +200°F (-57°C to +93°C)

Options:

Extended BRAKCOIL handle available, part no. 771164
Gladhands available: Blue part #GH9211; Red part #GH9212

Kit Coil Part Number	Individual Coil Part Number	Tube OD		Number of Coils
		inch	mm	
731516	731512-Red	-8	13	21-1/2
	731512-Blue			
751597	731611-Red	-8	13	21-1/2
	731611-Blue			
731522	731513-Red	-8	13	21-1/2
	731513-Blue			
741526	731612-Red	-8	13	21-1/2
	731612-Blue			
751641	741590-Red	-8	13	18-1/2
	741590-Blue			
751655	751656-Blk Black Only	-8	13	18-1/2

Fifth Wheel Slider Coil

SAE Specification J844 Type A, D.O.T. FMVSS 106



Applications: Double trailers; covert, dollies

Tube: 1/4" OD extruded Nylon, heat and light stabilized, single wall

Temperature Range: -40°F to +200°F (-40°C to +93°C)

Options: Available with or without fittings

Part Number	Fittings
811537	(2)68NTA-4-4
811537-NF-BLK	-

Nylon Tubing

1120

Nylon Air Brake Tubing

SAE Specification J844, DOT FMVSS 49CFR 571.106

Applications: Air brake lines

Material: Type A – Single-wall extruded, Nylon (polyamide)
Type B – Nylon (polyamide) core, fiber reinforcement,
Nylon (polyamide) jacket/sheath

Temperature Range: -40°F to +200°F (-40°C to +93°C)

Working Pressure: 150 psi (10.3 bar)

Fittings: NTA, PTC, PMT



Part Number	Tube OD	Outside Diameter		Inside Diameter		Burst Pressure at 73°F / 23°C		Minimum Bend Radius	
		inch	mm	inch	mm	psi	bar	inch	mm
1120-2A-XXX-1000	1/8	.125	3.2	.079	2.0	1000	69.0	.370	9.4
1120-2.5A-XXX-1000	5/32	.156	4.0	.092	2.3	1200	82.7	.500	12.7
1120-3A-XXX-1000	3/16	.188	4.8	.118	3.0	1200	82.7	.750	19.1
1120-4A-XXX-1000	1/4	.250	6.4	.170	4.3	1200	82.7	1.00	25.4
1120-5A-XXX-500	5/16	.313	7.9	.232	5.9	1000	69.0	1.25	31.8
1120-6B-XXX-500	3/8	.375	9.5	.251	6.4	1400	96.5	1.50	38.1
1120-8B-XXX-500	1/2	.500	12.7	.376	9.6	950	65.5	2.00	50.8
1120-10B-XXX-250	5/8	.625	15.9	.441	11.2	900	62.1	2.50	63.5
1120-12B-XXX-250	3/4	.750	19.1	.566	14.4	800	55.2	3.00	76.2

XXX represents color code.

Colors

Code	Color
BLK	Black
BLU	Blue
BRN	Brown
GRN	Green
ORG	Orange
PUR	Purple
RED	Red
SIL	Silver
TAN	Tan
YEL	Yellow
WHT	White

Dimensions and pressures are for reference only and are subject to change.



Air Brake Rubber Hose

201

Transportation

SAE 100R5 SAE J1402 AII /
D.O.T. FMVSS 106 AII-AIR BRAKE



Application: Petroleum base hydraulic fluids and lubricating oils, diesel fuels and antifreeze solutions.

Inner Tube: Synthetic rubber

Reinforcement: One fiber braid and one steel braid

Cover: Fiber braid

Temperature Range: -40°F to +302°F (-40°C to +150°C)

Fittings: 26 Series, 20 Series, 22 Series

Part Number	Hose ID		Hose OD		Working Pressure		Minimum Bend Radius	
	inch	mm	inch	mm	psi	bar	inch	mm
201-4	3/16	5	0.52	13	3000	21	3	75
201-5	1/4	6,3	0.58	15	3000	21	3-3/8	85
201-6	5/16	8	0.68	17	2250	15,7	4	100
201-8	13/32	10	0.77	20	2000	14	4-1/2	115
201-10	1/2	12,5	0.92	23	1750	12,2	5-1/2	140
201-12	5/8	16	1.08	27	1500	10,5	6-1/2	165
201-16	7/8	22	1.23	31	800	5,6	7-3/8	185
201-20	1-1/8	29	1.50	38	625	4,3	9	230
201-24	1-3/8	35	1.75	44	500	3,5	10-1/2	265
201-32	1-13/16	46	2.22	56	350	2,4	13-1/4	335
201-40	2-3/8	60	2.88	73	350	2,4	24	610
201-48	3	76	3.56	90	200	1,4	33	840

206

Transportation

SAE 100R5 SAE J1402 AII /
D.O.T. FMVSS 106 AII-AIR BRAKE



Application: Petroleum base hydraulic fluids and lubricating oils, diesel fuels and antifreeze solutions

Inner Tube: PKR®

Reinforcement: One fiber braid and one steel braid

Cover: Fiber braid, blue

Temperature Range: -55°F to +302°F (-48°C to +150°C)

Fittings: 26 Series, 20 Series, 22 Series

Part Number	Hose ID		Hose OD		Working Pressure		Minimum Bend Radius	
	inch	mm	inch	mm	psi	bar	inch	mm
206-4	3/16	5	0.52	13	3000	21	3	75
206-5	1/4	6,3	0.58	15	3000	21	3-3/8	85
206-6	5/16	8	0.68	17	2250	15,7	3-1/2	90
206-8	13/32	10	0.77	20	2000	14	3-1/2	90
206-10	1/2	12,5	0.92	23	1750	12,2	4	100
206-12	5/8	16	1.08	27	1500	10,5	4	100
206-16	7/8	22	1.23	31	800	5,6	4	100
206-20	1-1/8	29	1.50	38	625	4,3	5-1/2	140
206-24	1-3/8	35	1.75	44	500	3,5	7-1/2	190
206-32	1-13/16	46	2.22	56	350	2,4	13-1/4	335
206-40	2-3/8	60	2.88	73	350	2,4	24	610

271

Transportation –
Air Brake Hose

SAE J1402 A - AIR BRAKE



Application: Air brake systems

Inner Tube: Synthetic rubber

Reinforcement: One or more fiber braid

Cover: Synthetic rubber

Temperature Range: -50°F to +212°F (-46°C to +100°C)

Fittings: 25 Series

Part Number	Hose ID		Hose OD		Working Pressure		Minimum Bend Radius	
	inch	mm	inch	mm	psi	bar	inch	mm
271-6	3/8	10	0.75	19	225	1,6	1-3/4	45
271-8	1/2	12,5	0.88	22	225	1,6	2	50

611HT

Transportation

SAE J517 / 100R6 EN 854
TYPE R6



Application: Petroleum base hydraulic fluids and lubricating oils, diesel fuels and antifreeze solutions

Inner Tube: PKR®

Reinforcement: One fiber braid

Cover: Synthetic rubber abrasion resistant, MSHA accepted

Temperature Range: -55°F to +302°F (-48°C to +150°C)

Fittings: HY Series

Part Number	Hose ID		Hose OD		Working Pressure		Minimum Bend Radius	
	inch	mm	inch	mm	psi	bar	inch	mm
611HT-4	1/4	6,2	0.47	11,9	400	2,8	2 1/2	65
611HT-6	3/8	9,3	0.59	15,1	400	2,8	3	75
611HT-8	1/2	12,5	0.75	19,0	400	2,8	4	100
611HT-10	5/8	15,7	0.88	22,2	350	2,4	5	125
611HT-12	3/4	18,8	1.00	25,4	300	2,1	6	150

- See [page O5](#) for charted effects temperature has on maximum working pressures of 201, 206, 213, and 266 hose.
- See [Section N](#) for Assembly Instructions.
- Temperature Range of other media listed in [Section O](#).

Dimensions and pressures are for reference only and are subject to change.

293

Transportation – Air Brake Hose

SAE J1402 AI / D.O.T. FMVSS
106 AI-AIR BRAKE



Application: Petroleum base hydraulic fluids and lubricating oils, diesel fuels and antifreeze solutions

Inner Tube: PKR®

Reinforcement: One fiber braid

Cover: Abrasion resistant nylon fiber braid

Temperature Range: -58°F to +302°F (-50°C to +150°C).

Fittings: [26 Series](#), [21 Series](#), [23 Series](#)

Part Number	Hose ID		Hose OD		Working Pressure		Minimum Bend Radius	
	inch	mm	inch	mm	psi	bar	inch	mm
293-4	3/16	5	0.49	12,5	500	3,5	1/2	15
293-6	5/16	8	0.62	15,7	500	3,5	1	25
293-8	13/32	10	0.74	18,7	500	3,5	1-1/2	40
293-10	1/2	12,5	0.83	21,1	450	3,1	2	50
293-12	5/8	16	0.96	24,3	450	3,1	2-1/2	65
293-16	7/8	22	1.21	30,6	450	3,1	3-1/4	80

- See [page O5](#) for charted effects temperature has on maximum working pressures of 201, 206, 213, and 266 hose.
- See [Section N](#) for Assembly Instructions.
- Temperature Range of other media listed in [Section O](#).

62PMTBH

Bulkhead Union



Part Number	Tube Size
62PMTBH-4	1/4
62PMTBH-6	3/8
62PMTBH-8	1/2
62PMTBH-10	5/8

66PMT

Female Connector



Part Number	Tube Size	Pipe Thread
66PMT-4-2	1/4	1/8
66PMT-4-4	1/4	1/4
66PMT-6-2	3/8	1/8
66PMT-6-4	3/8	1/4
66PMT-6-6	3/8	3/8
66PMT-8-4	1/2	1/4
66PMT-8-6	1/2	3/8
66PMT-8-8	1/2	1/2

66PMTBH

Bulkhead Female Connector



Part Number	Tube Size	Pipe Thread
66PMTBH-4-4	1/4	1/4
66PMTBH-6-6	3/8	3/8
66PMTBH-8-8	1/2	1/2

68PMT

Male Connector



Part Number	Tube Size	Pipe Thread
68PMT-4-2	1/4	1/8
68PMT-4-4	1/4	1/4
68PMT-4-6	1/4	3/8
68PMT-6-2	3/8	1/8
68PMT-6-4	3/8	1/4
68PMT-6-6	3/8	3/8
68PMT-6-8	3/8	1/2
68PMT-8-4	1/2	1/4
68PMT-8-6	1/2	3/8
68PMT-8-8	1/2	1/2
68PMT-10-6	5/8	3/8
68PMT-10-8	5/8	1/2
68PMT-12-8	3/4	1/2
68PMT-12-12	3/4	3/4

Prestomatic Air Brake Push-In Fittings

62PMTBHR

Retaining Ring Bulkhead



Part Number	Tube Size
62PMTBHR-4	1/4
62PMTBHR-6	3/8
62PMTBHR-8	1/2
62PMTBHR-10	5/8

62PMT

Union



Part Number	Tube Size
62PMT-4	1/4
62PMT-6	3/8
62PMT-6-4	3/8-1/4
62PMT-8	1/2
62PMT-10	5/8

Dimensions and pressures are for reference only and are subject to change.



68PMT-X-M

Male Connector to Metric Adapter



Part Number	Tube Size	Metric Thread
68PMT-4-M12	1/4	M12X1.5
68PMT-4-M16	1/4	M16X1.5
68PMT-6-M12	3/8	M12X1.5
68PMT-6-M16	3/8	M16X1.5
68PMT-6-M22	3/8	M22X1.5
68PMT-8-M12	1/2	M12X1.5
68PMT-8-M16	1/2	M16X1.5
68PMT-8-M22	1/2	M22X1.5
68PMT-10-M16	5/8	M16X1.5

68PMTBH

Bulkhead Male Connector



Part Number	Tube Size	Pipe Thread
68PMTBH-6-8	3/8	1/2
68PMTBH-8-8	1/2	1/2

164PMT

Union Tee



Part Number	Tube 1 Size	Tube 2 Size
164PMT-4	1/4	1/4
164PMT-6	3/8	3/8
164PMT-6-6-4	3/8	1/4
164PMT-8	1/2	1/2
164PMT-10	5/8	5/8

165PMT

Union Elbow



Part Number	Tube Size
165PMT-4	1/4
165PMT-6	3/8
165PMT-8	1/2
165PMT-10	5/8

165PMTBH

Union Bulkhead Elbow



Part Number	Tube Size
165PMTBH-8	1/2

ERHD

External Retainer



Part Number	Tube Size
ERHD-50	1/4
ERHD-75	3/8
ERHD-87	1/2
ERHD-100	5/8

Material Carbon Spring Steel

ES*

External Seal



Part Number	Tube Size
ES-50	1/4
ES-75	3/8
ES-87	1/2

*Material is Nitrite (Buna N), 70 Durometer

169PMT

Male Elbow 90°



Part Number	Tube Size	Pipe Thread
169PMT-4-2	1/4	1/8
169PMT-4-4	1/4	1/4
169PMT-4-6	1/4	3/8
169PMT-6-2	3/8	1/8
169PMT-6-4	3/8	1/4
169PMT-6-6	3/8	3/8
169PMT-6-8	3/8	1/2
169PMT-8-4	1/2	1/4
169PMT-8-6	1/2	3/8
169PMT-8-8	1/2	1/2
169PMT-10-6	5/8	3/8
169PMT-10-8	5/8	1/2

169PMTR

Male Elbow Positional 90°



Part Number	Tube Size	Pipe Thread
169PMTR-4-4	1/4	1/4
169PMTR-6-6	3/8	3/8
169PMTR-10-8	5/8	1/2

169PMTL

Male Elbow Long Rigid 90°



Part Number	Tube Size	Pipe Thread
169PMTL-6-4	3/8	1/4
169PMTL-6-8	3/8	1/2
169PMTL-6-6	3/8	3/8
169PMTL-8-8	1/2	1/2
169PMTL-10-8	5/8	1/2

169PMTNS/ 269PMT

Male Elbow Rigid 90°



Part Number	Tube Size	Pipe Thread
169PMTNS-4-2	1/4	1/8
169PMTNS-4-4	1/4	1/4
169PMTNS-4-6	1/4	3/8
169PMTNS-6-2	3/8	1/8
169PMTNS-6-4	3/8	1/4
169PMTNS-6-6	3/8	3/8
169PMTNS-6-8	3/8	1/2
169PMTNS-8-4	1/2	1/4
169PMTNS-8-6	1/2	3/8
169PMTNS-8-8	1/2	1/2
169PMTNS-10-6	5/8	3/8
169PMTNS-10-8	5/8	1/2
169PMTNS-12-8	3/4	1/2

169PMTNS-X-M

Male Elbow to Metric Adjustable



Part Number	Tube Size	Metric Thread
169PMTNS-4-M12	1/4	M12X1.5
169PMTNS-4-M16	1/4	M16X1.5
169PMTNS-4-M22	1/4	M22X1.5
169PMTNS-6-M12	3/8	M12X1.5
169PMTNS-6-M16	3/8	M16X1.5
169PMTNS-8-M12	1/2	M12X1.5
169PMTNS-8-M16	1/2	M16X1.5
169PMTNS-8-M22	1/2	M22X1.5

169PMTBH

Male Elbow Bulkhead



Part Number	Tube Size	Pipe Thread
169PMTBH-6-8	3/8	1/2
169PMTBH-8-8	1/2	1/2

Dimensions and pressures are for reference only and are subject to change.

170PMT

Female Elbow
Swivel 90°



Part Number	Tube Size	Pipe Thread
170PMT-4-2	1/4	1/8

170PMTNS

Female Elbow
Rigid 90°



Part Number	Tube Size	Pipe Thread
170PMTNS-4-2	1/4	1/8
170PMTNS-4-4	1/4	1/4
170PMTNS-6-2	3/8	1/8
170PMTNS-6-4	3/8	1/4
170PMTNS-6-6	3/8	3/8
170PMTNS-8-4	1/2	1/4
170PMTNS-8-6	1/2	3/8
170PMTNS-8-8	1/2	1/2

171PMT

Male Run Tee
Swivel



Part Number	Tube Size	Pipe Thread
171PMT-4-2	1/4	1/8
171PMT-4-4	1/4	1/4
171PMT-4-6	1/4	3/8
171PMT-6-4	3/8	1/4
171PMT-6-6	3/8	3/8
171PMT-8-4	1/2	1/4
171PMT-8-6	1/2	3/8
171PMT-8-8	1/2	1/2

171PMTNS

Male Run Tee
Rigid



Part Number	Tube 1 Size	Tube 2 Size	Pipe Thread
171PMTNS-4-2	1/4	1/4	1/8
171PMTNS-4-4	1/4	1/4	1/4
171PMTNS-4-6-4	1/4	3/8	1/4
171PMTNS-6-4	3/8	3/8	1/4
171PMTNS-6-4-4	3/8	1/4	1/4
171PMTNS-6-4-6	3/8	1/4	3/8
171PMTNS-6-6	3/8	3/8	3/8
171PMTNS-6-8	3/8	3/8	1/2
171PMTNS-8-4	1/2	1/2	1/4

172PMT

Male Branch Tee
Swivel



Part Number	Tube Size	Pipe Thread
172PMT-4-2	1/4	1/8
172PMT-4-4	1/4	1/4
172PMT-6-2	3/8	1/8
172PMT-6-4	3/8	1/4
172PMT-6-6	3/8	3/8
172PMT-8-4	1/2	1/4
172PMT-8-6	1/2	3/8
172PMT-8-8	1/2	1/2

172PMTNS

Male Branch Tee
Rigid



Part Number	Tube 1 Size	Tube 2 Size	Pipe Thread
172PMTNS-4-2	1/4	1/4	1/8
172PMTNS-6-4	3/8	3/8	1/4
172PMTNS-6-4-4	3/8	1/4	1/4
172PMTNS-6-6	3/8	3/8	3/8
172PMTNS-6-8	3/8	3/8	1/2
172PMTNS-8-6	1/2	1/2	3/8
172PMTNS-8-6-8	1/2	3/8	1/2
172PMTNS-8-8	1/2	1/2	1/2

179PMT

Male Elbow
Swivel 45°



Part Number	Tube Size	Pipe Thread
179PMT-4-2	1/4	1/8
179PMT-4-4	1/4	1/4
179PMT-6-2	3/8	1/8
179PMT-6-4	3/8	1/4
179PMT-6-6	3/8	3/8
179PMT-8-4	1/2	1/4
179PMT-8-6	1/2	3/8
179PMT-8-8	1/2	1/2

179PMTNS

Male Elbow
Rigid 45°



Part Number	Tube Size	Pipe Thread
179PMTNS-4-2	1/4	1/8
179PMTNS-4-4	1/4	1/4
179PMTNS-6-2	3/8	1/8
179PMTNS-6-4	3/8	1/4
179PMTNS-6-6	3/8	3/8
179PMTNS-8-4	1/2	1/4
179PMTNS-8-6	1/2	3/8
179PMTNS-8-8	1/2	1/2
179PMTNS-10-6	5/8	3/8
179PMTNS-10-8	5/8	1/2
179PMTNS-12-8	3/4	1/2

189PMTR

Dual port 90 Male
Elbow Positional



Part Number	Tube 1 Size	Tube 2 Size	Pipe Thread
189PMTR6-4-6	3/8	1/4	3/8
189PMTR6-6-4	3/8	3/8	1/4
189PMTR6-6-6	3/8	3/8	3/8
189PMTR10-4-6	5/8	1/4	3/8
189PMTR10-6-6	5/8	3/8	3/8

639PM/639PMT

Push-To-Connect
Fitting Plug



Part Number	Tube Size
639PMT-4	1/4
639PMT-6	3/8
639PMT-8	1/2

Specify color when ordering Black (BL) or Blue (BU). Example: 639PMT-4BU
Note: Use appropriate PM/PMT style connection as determined by part number.

Dimensions and pressures are for reference only and are subject to change.

PTC Composite Push-In Air Brake Fittings

369PTC

Male Elbow Swivel 90°



Part Number	Tube Size	Pipe Thread
369PTC-4-2	1/4	1/8
369PTC-4-4	1/4	1/4
369PTC-4-6	1/4	3/8
369PTC-6-2	3/8	1/8
369PTC-6-4	3/8	1/4
369PTC-6-6	3/8	3/8
369PTC-6-8	3/8	1/2
369PTC-8-4	1/2	1/4
369PTC-8-6	1/2	3/8
369PTC-8-8	1/2	1/2
369PTC-10-6	5/8	3/8
369PTC-10-8	5/8	1/2
369PTC-12-8	3/4	1/2
369PTC-12-12	3/4	3/4

370PTC

Female Elbow Swivel 90°



Part Number	Tube Size	Pipe Thread
370PTC-4-2	1/4	1/8
370PTC-4-4	1/4	1/4
370PTC-6-2	3/8	1/8
370PTC-6-4	3/8	1/4
370PTC-6-6	3/8	3/8
370PTC-8-6	1/2	3/8
370PTC-8-8	1/2	1/2

32PTC

Union



Part Number	Tube Size
32PTC-4	1/4
32PTC-6	3/8
32PTC-8	1/2
32PTC-10	5/8
32PTC-12	3/4

362PTC

Union Y



Part Number	Tube Size
362PTC-4	1/4
362PTC-6	3/8
362PTC-8	1/2

364PTC

Union Tee



Part Number	Tube Size
364PTC-4	1/4
364PTC-6	3/8
364PTC-8	1/2
364PTC-10	5/8

365PTC

Union Elbow



Part Number	Tube Size
365PTC-6	3/8
365PTC-8	1/2

368PTC

Union Y Male Connector



Part Number	Tube Size	Pipe Thread
368PTC-4-2	1/4	1/8
368PTC-4-4	1/4	1/4
368PTC-6-4	3/8	1/4

369PTCSP

Plug-In Elbow



Part Number	Tube 1 Size	Tube 2 Size
369PTCSP-4-4	1/4	1/4
369PTCSP-4-6	1/4	3/8
369PTCSP-6-4	3/8	1/4
369PTCSP-6-6	3/8	3/8
369PTCSP-6-8	3/8	1/2
369PTCSP-8-4	1/2	1/4
369PTCSP-10-8	5/8	1/2

371PTC

Male Run Tee Swivel



Part Number	Tube 1 Size	Tube 2 Size	Pipe Thread
371PTC-4-2	1/4	1/4	1/8
371PTC-4-4	1/4	1/4	1/4
371PTC-4-6	1/4	1/4	3/8
371PTC-6-4	3/8	3/8	1/4
371PTC-6-4-4	3/8	1/4	1/4
371PTC-6-6	3/8	3/8	3/8
371PTC-8-4	1/2	1/2	1/4
371PTC-8-6	1/2	1/2	3/8
371PTC-8-8	1/2	1/2	1/2
371PTC-10-8	5/8	5/8	1/2

371PTCSP

Plug-In Run Tee



Part Number	Tube 1 Size	Tube 2 Size	Tube 3 Size
371PTCSP-4-4	1/4	1/4	1/4
371PTCSP-4-6	1/4	1/4	3/8
371PTCSP-6-4	3/8	3/8	1/4
371PTCSP-6-6	3/8	3/8	3/8
371PTCSP-6-4-6	3/8	1/4	3/8
371PTCSP-8-4-8	1/2	1/4	1/2

372PTC

Male Branch Tee Swivel



Part Number	Tube Size	Pipe Thread
372PTC-4-2	1/4	1/8
372PTC-4-4	1/4	1/4
372PTC-4-6	1/4	3/8
372PTC-6-2	3/8	1/8
372PTC-6-4	3/8	1/4
372PTC-6-6	3/8	3/8
372PTC-8-4	1/2	1/4
372PTC-8-4-8	1/2x1/4	1/2
372PTC-8-6	1/2	3/8
372PTC-8-8	1/2	1/2
372PTC-10-8	5/8	1/2

372PTCSP

Plug-In Branch Tee



Part Number	Tube Size 1	Tube Size 2
372PTCSP-4-4	1/4	1/4
372PTCSP-4-6	1/4	3/8
372PTCSP-6-4	3/8	1/4
372PTCSP-6-6	3/8	3/8

Dimensions and pressures are for reference only and are subject to change.

377PTC

Female Branch Tee Swivel



Part Number	Tube Size	Pipe Thread
377PTC-4-4	1/4	1/4

37PTCSP

Plug-In Adapter



Part Number	Tube Size 1	Tube Size 2
37PTCSP-4-6	1/4	3/8
37PTCSP-6-4	3/8	1/4
37PTCSP-10-8	5/8	1/2

379PTC

Male Elbow Swivel 45°



Part Number	Tube Size	Pipe Thread
379PTC-4-2	1/4	1/8
379PTC-4-4	1/4	1/4
379PTC-4-6	1/4	3/8
379PTC-6-2	3/8	1/8
379PTC-6-4	3/8	1/4
379PTC-6-6	3/8	3/8
379PTC-6-8	3/8	1/2
379PTC-8-4	1/2	1/4
379PTC-8-6	1/2	3/8
379PTC-8-8	1/2	1/2
379PTC-10-6	5/8	3/8
379PTC-10-8	5/8	1/2
379PTC-12-8	3/4	1/2
379PTC-12-12	3/4	3/4

Metric Prestomatic Air Brake Push-In Fittings

HPMTB

Union



Part Number	Tube Size (mm)
HPMTB6	6
HPMTB8	8
HPMTB10	10
HPMTB12	12

F2PMTB

Male Connector



Part Number	Tube (mm)	Pipe Thread
F2PMTB8-1/8	8	1/8
F2PMTB8-1/4	8	1/4
F2PMTB10-1/4	10	1/4

F3PMTB

Male Connector BSPT



Part Number	Tube (mm)	BSPT Thread
F3PMTB8-1/2	8	1/2
F3PMTB10-1/4	10	1/4
F3PMTB12-1/4	12	1/4
F3PMTB12-3/8	12	3/8
F3PMTB12-1/2	12	1/2

F8UPMTB

Male Connector Metric Straight Thread



Part Number	Tube Size (mm)	Metric Thread
F8UPMTB6-M10	6	M10x1
F8UPMTB6-M12	6	M12x1.5
F8UPMTB6-M14	6	M14x1.5
F8UPMTB6-M22	6	M22x1.5
F8UPMTB8-M10	8	M10x1
F8UPMTB8-M12	8	M12x1.5
F8UPMTB8-M14	8	M14x1.5
F8UPMTB8-M16	8	M16x1.5
F8UPMTB8-M22	8	M22x1.5
F8UPMTB10-M10	10	M10x1
F8UPMTB10-M12	10	M12x1.5
F8UPMTB10-M14	10	M14x1.5
F8UPMTB10-M16	10	M16x1.5
F8UPMTB10-M22	10	M22x1.5
F8UPMTB12-M12	12	M12x1.5
F8UPMTB12-M14	12	M14x1.5
F8UPMTB12-M16	12	M16x1.5
F8UPMTB12-M22	12	M22x1.5
F8UPMTB16-M22	16	M22x1.5

JPMTB

Union Tee



Part Number	Tube 1 (mm)	Tube 2 (mm)
JPMTB6	6	6
JPMTB10	10	10
JPMTB12	12	12
JPMTB12-12-6	12	6

C2PMTB

Male Elbow Non-Swivel



Part Number	Size (mm)	Pipe Thread
C2PMTB8-1/4	8	1/4

C3PMTB

Male Elbow Non-Swivel BSPT



Part Number	Size (mm)	BSPT Thread
C3PMTB6-1/4	6	1/4
C3PMTB12-1/4	12	1/4
C3PMTB12-1/2	12	1/2

C8UPMTB

Male Elbow Metric Straight Thread



Part Number	Tube Size (mm)	Metric Thread
C8UPMTB6-M10	6	M10x1
C8UPMTB6-M12	6	M12x1.5
C8UPMTB6-M16	6	M16x1.5
C8UPMTB6-M22	6	M22x1.5
C8UPMTB8-M12	8	M12x1.5
C8UPMTB8-M14	8	M14x1.5
C8UPMTB8-M16	8	M16x1.5
C8UPMTB8-M22	8	M22x1.5
C8UPMTB10-M16	10	M16x1.5
C8UPMTB10-M22	10	M22x1.5
C8UPMTB12-M16	12	M16x1.5
C8UPMTB12-M22	12	M22x1.5
C8UPMTB16-M22	16	M22x1.5

S8UPMTB

Male Branch Tee Swivel Metric Straight Thread



Part Number	Tube Size (mm)	Metric Thread
S8UPMTB12-M16	12	M16x1.5

Dimensions and pressures are for reference only and are subject to change.

Air Brake – AB Fittings

264AB

Union Tee
Ref. SAE 120401 BA



Part Number	Tube Size	Straight Thread
264AB-4	1/4	7/16-24
264AB-6	3/8	17/32-24
264AB-8	1/2	11/16-20
264AB-10	5/8	13/16-18

265AB

Union Elbow
Ref. SAE 120201 BA



Part Number	Tube Size	Straight Thread
265AB-4	1/4	7/16-24
265AB-6	3/8	17/32-24
265AB-8	1/2	11/16-20
265AB-10	5/8	13/16-18

270AB

Female Elbow
Ref. SAE 120203 BA



Part Number	Tube Size	Pipe Thread	Straight Thread
270AB-4-2	1/4	1/8	7/16-24
270AB-4-4	1/4	1/4	7/16-24
270AB-6-2	3/8	1/8	17/32-24
270AB-6-4	3/8	1/4	17/32-24
270AB-6-6	3/8	3/8	17/32-24
270AB-8-6	1/2	3/8	11/16-20
270AB-8-8	1/2	1/2	11/16-20
270AB-10-8	5/8	1/2	13/16-18

62AB

Union
Ref. SAE 120101 BA



Part Number	Tube Size	Straight Thread
62AB-4	1/4	7/16-24
62AB-6	3/8	17/32-24
62AB-8	1/2	11/16-20
62AB-10	5/8	13/16-18
62AB-12	3/4	1-18

62ABH

Bulkhead Union



Part Number	Tube Size	Straight Thread
62ABH-4	1/4	7/16-24
62ABH-6	3/8	17/32-24
62ABH-8	1/2	11/16-20

62ANBH

Bulkhead Union
(NTA® & Air Brake)



Part Number	Tube Size	Straight Thread
62ANBH-4	1/4	7/16-24
62ANBH-6	3/8	17/32-24
62ANBH-8	1/2	11/16-20

62NBH

Bulkhead Union



Part Number	Tube Size	Straight Thread
62NBH-3*	3/16	5/16-24
62NBH-4	1/4	7/16-24
62NBH-6	3/8	17/32-24
62NBH-8	1/2	11/16-20
62NBH-10	5/8	13/16-18

*Meets D.O.T. FMVSS 571.106 specification. No applicable SAE specification for this Tube Size.

62NFBH

Bulkhead Union



Part Number	Tube Size	Flare Size	Straight Thread
62NFBH-4	1/4	1/4	7/16-24
62NFBH-6	3/8	3/8	17/32-24
62NFBH-8	1/2	1/2	11/16-20
62NFBH-10	5/8	5/8	13/16-18
62NFBH-10-8	5/8	1/2	13/16-18

66AB

Female Connector
Ref. SAE 120103 BA



Part Number	Tube Size	Pipe Thread	Straight Thread
66AB-4-2	1/4	1/8	7/16-24
66AB-4-4	1/4	1/4	7/16-24
66AB-6-2	3/8	1/8	17/32-24
66AB-6-4	3/8	1/4	17/32-24
66AB-6-6	3/8	3/8	17/32-24
66AB-8-6	1/2	3/8	11/16-20
66AB-8-8	1/2	1/2	11/16-20
66AB-10-6	5/8	3/8	13/16-18
66AB-10-8	5/8	1/2	13/16-18

VS269AB

Male Elbow
Ref. SAE 120202 BA



Part Number	Tube Size	Pipe Thread	Straight Thread
VS269AB-4-2	1/4	1/8	7/16-24
VS269AB-4-4	1/4	1/4	7/16-24
VS269AB-4-6	1/4	3/8	7/16-24
VS269AB-6-2	3/8	1/8	17/32-24
VS269AB-6-4	3/8	1/4	17/32-24
VS269AB-6-6	3/8	3/8	17/32-24
VS269AB-8-8	3/8	1/2	17/32-24
VS269AB-8-4	1/2	1/4	11/16-20
VS269AB-8-6	1/2	3/8	11/16-20
VS269AB-8-8	1/2	1/2	11/16-20
VS269AB-10-6	5/8	3/8	13/16-18
VS269AB-10-8	5/8	1/2	13/16-18
VS269AB-12-8	3/4	1/2	1-18
VS269AB-12-12	3/4	3/4	1-18

VS271AB

Male Run Tee
Ref. SAE 120424 BA



Part Number	Tube Size	Pipe Thread	Straight Thread
VS271AB-4-2	1/4	1/8	7/16-24
VS271AB-4-4	1/4	1/4	7/16-24
VS271AB-6-4	3/8	1/4	17/32-24
VS271AB-6-6	3/8	3/8	17/32-24
VS271AB-8-6	1/2	3/8	11/16-20
VS271AB-8-8	1/2	1/2	11/16-20
VS271AB-10-8	5/8	1/2	13/16-18

VS272AB

Male Branch Tee
Ref. SAE 120425 BA



Part Number	Tube Size	Pipe Thread	Straight Thread
VS272AB-4-2	1/4	1/8	7/16-24
VS272AB-4-4	1/4	1/4	7/16-24
VS272AB-6-2	3/8	1/8	17/32-24
VS272AB-6-4	3/8	1/4	17/32-24
VS272AB-6-6	3/8	3/8	17/32-24
VS272AB-8-6	1/2	3/8	11/16-20
VS272AB-8-8	1/2	1/2	11/16-20
VS272AB-10-8	5/8	1/2	13/16-18

Dimensions and pressures are for reference only and are subject to change.

VS279AB

45° Elbow
Ref. SAE 120302 BA



Part Number	Tube Size	Pipe Thread	Straight Thread
VS279AB-4-2	1/4	1/8	7/16-24
VS279AB-4-4	1/4	1/4	7/16-24
VS279AB-6-2	3/8	1/8	17/32-24
VS279AB-6-4	3/8	1/4	17/32-24
VS279AB-6-6	3/8	3/8	17/32-24
VS279AB-6-8	3/8	1/2	17/32-24
VS279AB-8-6	1/2	3/8	11/16-20
VS279AB-8-8	1/2	1/2	11/16-20
VS279AB-10-6	5/8	3/8	13/16-18
VS279AB-10-8	5/8	1/2	13/16-18
VS279AB-12-8	3/4	1/2	1-18

VS68AB

Male Connector
Ref. SAE 120102 BA



Part Number	Tube Size	Pipe Thread	Straight Thread
VS68AB-4-2	1/4	1/8	7/16-24
VS68AB-4-4	1/4	1/4	7/16-24
VS68AB-4-6	1/4	3/8	7/16-24
VS68AB-6-2	3/8	1/8	17/32-24
VS68AB-6-4	3/8	1/4	17/32-24
VS68AB-6-6	3/8	3/8	17/32-24
VS68AB-6-8	3/8	1/2	17/32-24
VS68AB-8-4	1/2	1/4	11/16-20
VS68AB-8-6	1/2	3/8	11/16-20
VS68AB-8-8	1/2	1/2	11/16-20
VS68AB-10-6	5/8	3/8	13/16-18
VS68AB-10-8	5/8	1/2	13/16-18
VS68AB-12-8	3/4	1/2	1-18
VS68AB-12-12	3/4	3/4	1-18

60AB

Sleeve
Ref. SAE 120115



Part Number	Tube Size
60AB-4	1/4
60AB-6	3/8
60AB-8	1/2
60AB-10	5/8
60AB-12	3/4

61AB

Nut
Ref. SAE 120111



Part Number	Tube Size	Straight Thread
61AB-4	1/4	7/16-24
61AB-6	3/8	17/32-24
61AB-8	1/2	11/16-20
61AB-10	5/8	13/16-18
61AB-12	3/4	1-18

Air Brake – NTA Fittings and Valves

62NTA

Union
Ref. SAE 100101 BA



Part Number	Tube Size	Straight Thread
62NTA-4	1/4	7/16-24
62NTA-6	3/8	17/32-24
62NTA-8	1/2	11/16-20
62NTA-10	5/8	13/16-18
62NTA-12	3/4	1-18

LV91

Lanyard Valve

Temperature Range: -40°F to +200°F

LV91HF-4-SUB



Part Number	Pipe Thread
LV91-4-036	1/4
LV91-4-048	1/4
LV91-4-060	1/4
LV91HF-4-SUB	1/4

66NBH

Bulkhead Union



Part Number	Tube Size	Pipe Thread	Straight Thread	Straight Thread
66NBH-8-6	1/2	3/8	11/16-20	7/8-14

66NTA

Female Connector
Ref. SAE 100103 BA



Part Number	Tube Size	Pipe Thread	Straight Thread
66NTA-4-2	1/4	1/8	7/16-24
66NTA-4-4	1/4	1/4	7/16-24
66NTA-6-2	3/8	1/8	17/32-24
66NTA-6-4	3/8	1/4	17/32-24
66NTA-6-6	3/8	3/8	17/32-24
66NTA-8-6	1/2	3/8	11/16-20
66NTA-8-8	1/2	1/2	11/16-20
66NTA-10-6	5/8	3/8	13/16-18
66NTA-10-8	5/8	1/2	13/16-18

VS68NTA

Male Connector
Ref. SAE 100102 BA



Part Number	Tube Size	Pipe Thread	Straight Thread
VS68NTA-3-1*	3/16	1/16	5/16-24
VS68NTA-3-2*	3/16	1/8	5/16-24
VS68NTA-3-4*	3/16	1/4	5/16-24
VS68NTA-4-2	1/4	1/8	7/16-24
VS68NTA-4-4	1/4	1/4	7/16-24
VS68NTA-4-6	1/4	3/8	7/16-24
VS68NTA-6-2	3/8	1/8	17/32-24
VS68NTA-6-4	3/8	1/4	17/32-24
VS68NTA-6-6	3/8	3/8	17/32-24
VS68NTA-6-8	3/8	1/2	17/32-24
VS68NTA-8-4	1/2	1/4	11/16-20
VS68NTA-8-6	1/2	3/8	11/16-20
VS68NTA-8-8	1/2	1/2	11/16-20
VS68NTA-10-6	5/8	3/8	13/16-18
VS68NTA-10-8	5/8	1/2	13/16-18
VS68NTA-12-6	3/4	3/8	1-18
VS68NTA-12-8	3/4	1/2	1-18
VS68NTA-12-12	3/4	3/4	1-18

* Meets D.O.T. FMVSS 571.106 specification. No applicable SAE specification for this Tube Size.

VS176NTA

Adapter Tee



Part Number	Tube Size	Pipe Thread	Straight Thread
VS176NTA-4-2	1/4	1/8	7/16-24

264NTA

Union Tee

Ref. SAE 100401 BA



Part Number	Tube Size	Straight Thread
264NTA-4	1/4	7/16-24
264NTA-6	3/8	17/32-24
264NTA-8	1/2	11/16-20
264NTA-10	5/8	13/16-18

265NTA

Union Elbow

Ref. SAE 100201 BA



Part Number	Tube Size	Straight Thread
265NTA-4	1/4	7/16-24
265NTA-6	3/8	17/32-24
265NTA-8	1/2	11/16-20
265NTA-10	5/8	13/16-18

Dimensions and pressures are for reference only and are subject to change.

V408NTA

Truck Valve
Tube to Male Pipe
Temperature Range:
-30°F to +250°F



Part Number	Tube Size	Pipe Thread
V408NTA-8-8	1/2	1/2

V410NTA

Truck Valve
Tube to Male Pipe
Temperature Range:
-30°F to +250°



Part Number	Tube Size	Pipe Thread
V410NTA-8-8	1/2	1/2

VS269NTA

Male Elbow
Ref. SAE 100202 BA



Part Number	Tube Size	Pipe Thread	Straight Thread
VS269NTA-3-2*	3/16	1/8	5/16-24
VS269NTA-3-4*	3/16	1/4	5/16-24
VS269NTA-4-2	1/4	1/8	7/16-24
VS269NTA-4-4	1/4	1/4	7/16-24
VS269NTA-4-6	1/4	3/8	7/16-24
VS269NTA-6-2	3/8	1/8	17/32-24
VS269NTA-6-4	3/8	1/4	17/32-24
VS269NTA-6-6	3/8	3/8	17/32-24
VS269NTA-6-8	3/8	1/2	17/32-24
VS269NTA-8-4	1/2	1/4	11/16-20
VS269NTA-8-6	1/2	3/8	11/16-20
VS269NTA-8-8	1/2	1/2	11/16-20
VS269NTA-10-6	5/8	3/8	13/16-18
VS269NTA-10-8	5/8	1/2	13/16-18
VS269NTA-10-12	5/8	3/4	13/16-18
VS269NTA-12-8	3/4	1/2	1-18
VS269NTA-12-12	3/4	3/4	1-18

* Meets D.O.T. FMVSS 571.106 specification. No applicable SAE specification for this Tube Size.

270NTA

Female Elbow
Ref. SAE 100203 BA



Part Number	Tube Size	Pipe Thread	Straight Thread
270NTA-3-2*	3/16	1/8	5/16-24
270NTA-4-2	1/4	1/8	7/16-24
270NTA-4-4	1/4	1/4	7/16-24
270NTA-6-2	3/8	1/8	17/32-24
270NTA-6-4	3/8	1/4	17/32-24
270NTA-6-6	3/8	3/8	17/32-24
270NTA-8-6	1/2	3/8	11/16-20
270NTA-8-8	1/2	1/2	11/16-20
270NTA-10-8	5/8	1/2	13/16-18

* Meets D.O.T. FMVSS 571.106 specification. No applicable SAE specification for this Tube Size.

VS271NTA

Male Run Tee
Ref. SAE 100424 BA



Part Number	Tube Size	Pipe Thread	Straight Thread
VS271NTA-4-2	1/4	1/8	7/16-24
VS271NTA-4-4	1/4	1/4	7/16-24
VS271NTA-6-4	3/8	1/4	17/32-24
VS271NTA-6-6	3/8	3/8	17/32-24
VS271NTA-8-6	1/2	3/8	11/16-20
VS271NTA-8-8	1/2	1/2	11/16-20
VS271NTA-10-8	5/8	1/2	13/16-18

VS272NTA

Male Branch Tee
REF. SAE 100425 BA



Part Number	Tube Size 1	Tube Size 2	Pipe Thread	Straight Thread
VS272NTA-3-2*	3/16	3/16	1/8	7/16-24
VS272NTA-4-2	1/4	1/4	1/8	7/16-24
VS272NTA-4-4	1/4	1/4	1/4	7/16-24
VS272NTA-6-2	3/8	3/8	1/8	17/32-24
VS272NTA-6-4	3/8	3/8	1/4	17/32-24
VS272NTA-6-4-4	3/8	1/4	1/4	7/16-24 17/32-24
VS272NTA-6-6	3/8	3/8	3/8	17/32-24
VS272NTA-8-4	1/2	1/2	1/4	11/16-20
VS272NTA-8-6	1/2	1/2	3/8	11/16-20
VS272NTA-8-8	1/2	1/2	1/2	11/16-20
VS272NTA-10-8	5/8	5/8	1/2	13/16-18

* Meets D.O.T. FMVSS 571.106 specification. No applicable SAE specification for this Tube Size.

VS279NTA

45° Elbow
Ref. SAE 100302 BA



Part Number	Tube Size	Pipe Thread	Straight Thread
VS279NTA-4-2	1/4	1/8	7/16-24
VS279NTA-4-4	1/4	1/4	7/16-24
VS279NTA-6-2	3/8	1/8	17/32-24
VS279NTA-6-4	3/8	1/4	17/32-24
VS279NTA-6-6	3/8	3/8	17/32-24
VS279NTA-6-8	3/8	1/2	17/32-24
VS279NTA-8-4	1/2	1/4	11/16-20
VS279NTA-8-6	1/2	3/8	11/16-20
VS279NTA-8-8	1/2	1/2	11/16-20
VS279NTA-10-6	5/8	3/8	13/16-18
VS279NTA-10-8	5/8	1/2	13/16-18
VS279NTA-12-8	3/4	1/2	1-18

60NTA

Sleeve
Ref. SAE 100115



Part Number	Tube Size
60NTA-3*	3/16
60NTA-4	1/4
60NTA-6	3/8
60NTA-8	1/2
60NTA-10	5/8
60NTA-12	3/4

* Meets D.O.T. FMVSS 571.106 specification. No applicable SAE specification for this Tube Size.

61NTA

Nut
Ref. SAE 100110



Part Number	Tube Size	Straight Thread
61NTA-3*	3/16	5/16-24
61NTA-4	1/4	7/16-24
61NTA-6	3/8	17/32-24
61NTA-8	1/2	11/16-20
61NTA-10	5/8	13/16-18
61NTA-12	3/4	1-18

* Meets D.O.T. FMVSS 571.106 specification. No applicable SAE specification for this Tube Size.

63NTA

Stainless Steel Insert
(For SAE J844 Tubing)



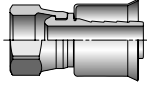
Part Number	Tube Size
63NTA-4	1/4
63NTA-6	3/8
63NTA-8	1/2
63NTA-10	5/8
63NTA-12	3/4

Dimensions and pressures are for reference only and are subject to change.

Air Brake Adapter Fittings

17B25

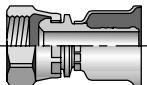
Female Air Brake
Jounce Line - Swivel - Straight



Part Number	Thread inch	Hose ID inch
17B25-8-6B	3/4x20	3/8
17B25-8-8B	3/4x20	1/2

17B26

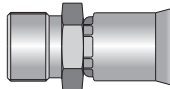
Female Air Brake
Jounce Line - Swivel



Part Number	Thread inch	Hose ID inch
17B26-8-6BA	1/2 3/4x20	5/16
17B26-8-8BA	1/2 3/4x20	13/32

16191N

Compression
Air Brake



Part Number	Thread inch	Hose Size
16191N-8-8	11/16-20	-8
16191N-8-10	11/16-20	-10
16191N-10-10	13/16-18	-10
16191N-12-12	1-18	-12

Construction: Brass nipple, steel shell.
Add "B" for Brass nipple and shell.
Add "C" for Stainless Steel.

26190

SAE Compression
Air Brake



Part Number	Thread Size	Hose Size
26190-8-8	11/16-20	-8
26190-8-10	11/16-20	-10
26190-10-10	13/16-18	-10
26190-12-10	1-18	-10
26190-12-12	1-18	-12

Construction: Brass nipple and ferrule, steel socket.

Add "B" for Brass nipple and socket.
Add "C" for Stainless Steel.

Air Brake Hose Ends

56RBSG

Spring



Part Number	Hose Size
56RBSG-6	3/8
56RBSG-8	1/2

60RB

Sleeve



Part Number	Hose Size
60RB-6	3/8
60RB-8	1/2

61RB

Nut



Part Number	Hose Size	Straight Thread
61RB-6	3/8	31/32-20
61RB-8	1/2	1-3/32-20

61RBSG

Spring Guard Nut



Part Number	Hose Size	Straight Thread
61RBSG-6	3/8	31/32-20
61RBSG-8	1/2	1-3/32-20

62RB

Union



Part Number	Hose Size	Straight Thread
62RB-6	3/8	31/32-20
62RB-8	1/2	1-3/32-20

66RBSV

Female Swivel
Connector



Part Number	Hose Size	Straight Thread
66RBSV-6-3/4	3/8	3/4-20
66RBSV-8-7/8	1/2	7/8-20

67RBSG

Air Brake Hose Nut &
Attached Spring



Part Number	L
67RBSG-6	3.50
67RBSG-8	3.75

68RB

Male Connector



Part Number	Hose Size	Straight Thread	Pipe Thread
68RB-6-4	3/8	31/32-20	1/4
68RB-6-6	3/8	31/32-20	3/8
68RB-6-8	3/8	31/32-20	1/2
68RB-8-6	1/2	1-3/32-20	3/8
68RB-8-8	1/2	1-3/32-20	1/2

68RB

Male Connector
Body Only



Part Number	Hose Size	Straight Thread	Pipe Thread
68RB-6-4B	3/8	31/32-20	1/4
68RB-6-6B	3/8	31/32-20	3/8
68RB-6-8B	3/8	31/32-20	1/2
68RB-8-6B	1/2	1-3/32-20	3/8
68RB-8-8B	1/2	1-3/32-20	1/2

68RBSG

Male Connector
with Spring Guard



Part Number	Hose size	Pipe Thread
68RBSG-6-4	3/8	1/4
68RBSG-6-6	3/8	3/8
68RBSG-6-8	3/8	1/2
68RBSG-8-6	1/2	3/8
68RBSG-8-8	1/2	1/2

76RB

Adapter



Part Number	Pipe Thread	Straight Thread
76RB-3/4-4	1/4	3/4-20
76RB-3/4-6	3/8	3/4-20
76RB-7/8-6	3/8	7/8-20
76RB-7/8-8	1/2	7/8-20

Dimensions and pressures are for reference only and are subject to change.

